



Collection of LED track projectors for commercial applications. Timeless design with harmonious proportions this elegant series of projectors is suitable for most modern interiors. Proprietary heat sink design with exceptional thermal performance yields reliable color consistency and output performance during the life of the product.

Luminaire characteristics:

Power input: 12.5W to 35.5W
Lumens: 1285lm to 3290lm (for 3000K, 80CRI)
Luminaire efficacy: Up to 104lm/W

Source: BRIDGELUX VERO LED MODULE (LM-80 tested)
3000K: 80CRI, 90CRI,
4000K: 80CRI.

Lumen maintenance: 90% of initial lumens at 132 000 hours (L90).

Optic: Available in spot and flood.

Material: Optical body, pivot arm and trim: Die-cast aluminum,
Heat sink: Aluminum alloy,
Reflector: High bright faceted aluminum.

Mounting: Sistemalux one circuit track.

Adjustment: Tilt adjustment: 90°,
Pan adjustment: 165°/165°.

Electrical: Integral high efficiency LED driver rated at
50 000 hours, 120V, 277V or 120-277V.

Dimming: Leading edge (TRIAC) and trailing edge (ELV)
dimming, down to 15%.

Finish: White (RAL9003) or matte black.
Track adaptor or canopy will match fixture color.

Weight: Studio small: 1.5lb (0.68kg)
Studio medium: 3lb (1.36kg)

Warranty: 5 year limited warranty.

Ratings: IP20

Certification: cULus listed for dry location. Design Lights Consortium® (DLC). To confirm which versions are qualified, please consult the product list: www.designlights.org/QPL.



Quick ship:

Lead time is 10 working days from written receipt of order. For orders that exceed the maximum quantity (100), please contact our Customer Service for approval. We will do our best to accommodate your needs. All orders received after 3pm EST will be processed the next business day. Standard shipping terms apply.



ORDERING INFO

S1 - - - - 120 -

FIXTURE

MODEL

1770 - Small

1780 - Medium

MOUNTING

S1 - Sistemalux one circuit track⁽¹⁾

OUTPUT

BO - Base output

HO - High output

LED

830 - 3000K, 80CRI

840 - 4000K, 80CRI

930 - 3000K, 90CRI

OPTIC

20 - Spot
- Studio small (26°)
- Studio medium (24°)

50 - Flood
- Studio small (42°)
- Studio medium (48°)

VOLTAGE

120 - 120V

FINISH

01 - White

52 - Matte black

DIMMING*

LTE - Leading edge and trailing edge (down to 15%)

⁽¹⁾ 8000-S1 series tracks.

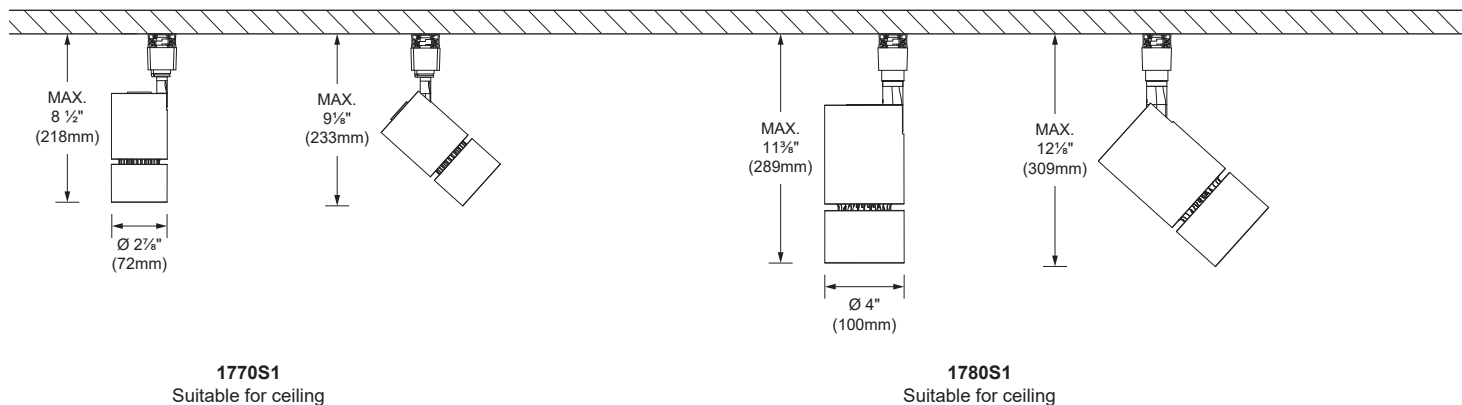
* The dimming levels will vary depending on the dimmer used and the number of luminaires on the line.



MOUNTING & DIMENSIONS

SMALL (1770)

MEDIUM (1780)





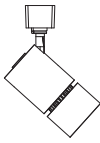
LED COLOR FIDELITY DATA

CRI	CCT	R1	R2	R3	R4	R5	R6	R7	R8	R9	R10	R11	R12	R13	R14	R15	Rf	Rg	Melanopic ratio
80	3000K	82	92	97	83	83	90	84	61	12	81	82	75	85	99	75	86	96	0.52
	4000K	80	88	93	81	80	83	87	66	10	71	79	56	82	96	74	83	95	0.67
90	3000K	94	96	96	91	92	94	93	85	66	89	90	77	94	97	92	90	100	0.51

PHOTOMETRIC DATA

Visit sistemalux.com for complete photometric data.

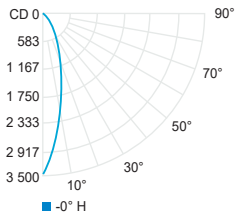
SMALL (1770)



CCT (K)	CRI	OUTPUT	LOAD (W)	OPTIC	LUMENS (lm)	EFFICACY (lm / W)	MAX CANDELA (cd)	MODELS
3000K	80	BO	12.5W	26°	1 310	104	3 410	1770-BO-830-20
				42°	1 285	102	2 020	1770-BO-830-50
		HO	19.5W	26°	1 920	98	5 115	1770-HO-830-20
				42°	1 880	96	2 960	1770-HO-830-50

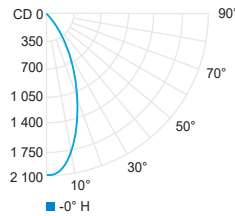
*USE MULTIPLIER TABLE BELOW FOR OTHER CCT AND CRI OUTPUT DATA

BO 26° (3000K, 80CRI)



	Center beam fc	Beam width ft
2ft	854	0.9
4ft	213	1.9
6ft	94.9	2.8
8ft	53.4	3.8
10ft	34.2	4.7
12ft	23.7	5.7

BO 42° (3000K, 80CRI)



	Center beam fc	Beam width ft
2ft	506	1.6
4ft	126	3.1
6ft	56.2	4.7
8ft	31.6	6.2
10ft	20.2	7.8
12ft	14.0	9.3

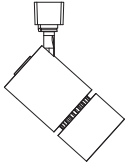
CCT options	3000K	3000K	4000K
CRI options	80CRI	90CRI	80CRI
Multiplier	1	0.85	1.03



PHOTOMETRIC DATA

Visit sistemalux.com for complete photometric data.

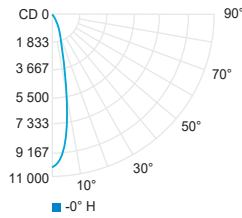
MEDIUM (1780)



CCT (K)	CRI	OUTPUT	LOAD (W)	OPTIC	LUMENS (lm)	EFFICACY (lm / W)	MAX CANDELA (cd)	MODELS
3000K	80	BO	26.5W	24°	2 600	98	10 655	1780-BO-830-20
				48°	2 495	94	3 840	1780-BO-830-50
		HO	35.5W	24°	3 290	92	13 475	1780-HO-830-20
				48°	3 160	89	4 860	1780-HO-830-50

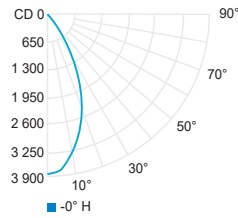
*USE MULTIPLIER TABLE FOR OTHER CCT AND CRI OUTPUT DATA

BO 24° (3000K, 80CRI)



Center beam fc	Beam width ft
2ft	2 664
4ft	666
6ft	296
8ft	166
10ft	107
12ft	74.0

BO 48° (3000K, 80CRI)



Center beam fc	Beam width ft
2ft	961
4ft	240
6ft	107
8ft	60.1
10ft	38.4
12ft	26.7

CCT options	3000K	3000K	4000K
CRI options	80CRI	90CRI	80CRI
Multiplier	1	0.85	1.03