




Slim profile surface luminaire provides direct lighting. Available as single modules or continuous runs suitable for interior application where spot lights are required.

Material:	Body: Extruded aluminum profile with die-cast end caps.
Mounting:	Surface mounted using anchoring screws. Installs onto a standard 4" junction box. Supplied with white painted square canopy.
Electrical:	One circuit: 120V with line voltage dimming capability. Two circuit: 120V or 277V with line voltage dimming capability.
Finish:	Available in white RAL9003 or black RAL9004. Track finish matches the aluminum extrusion. Gray (RAL9006) finish available on request with black track. The canopy is supplied white, other finishes available on demand.
Weight:	1C track: High profile: 0.65 kg/ft (2.13 kg/m) Compact profile: 0.53 kg/ft (1.74 lbs/m) 2C track: High profile: 0.80 kg/ft (2.62 kg/m) Compact profile: 0.70 kg/ft (2.30 kg/m)
Warranty:	5 year limited warranty.
Ratings:	IP20 , IP00 (track)
Certification:	 cULus listed for dry location. Interior use only.

MADE IN CANADA.

ORDERING INFO

- - **T**
FIXTURE

MODEL

☐ **3704** - High profile ☐ **3714** - Compact profile

LENGTH

_____ 3' to 96'
Ordered by 1' increments.

TRACK

☐ **1C** - One circuit track ☐ **2C** - Two circuit track

☒ **T** - Track

VOLTAGE

☐ **120** - 120V ☐ **277** - 277V⁽¹⁾

FINISH⁽²⁾



☐ **01** - White ☐ **02** - Black

⁽¹⁾ Available for two circuit track (**2C**) output.

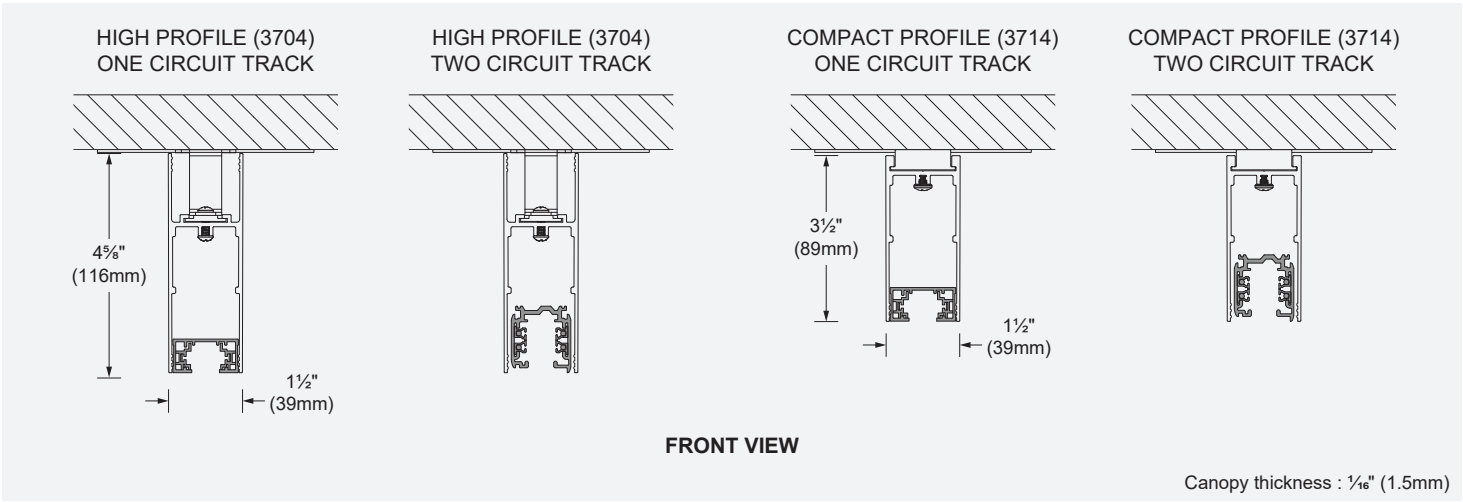
⁽²⁾ Gray finish available on request, contact customer service for more information. Track finish matches the aluminum extrusion. For gray finish, the track is provided in black.

FAMILY OVERVIEW

Linear EVO family offers a wide range of mounting and optic options for multiple applications



DIMENSIONS AND CONFIGURATIONS



LENGTHS

